



Coaxial fixed terminations absorb RF& microwave energy and are commonly used as dummy loads of antenna and transmitter. They are also used as match ports in many multiport microwave device such as circulator and directional coupler to make these ports which are not involved in the measurement be terminated in their characteristic impedance in order to ensure an accurate measurement.

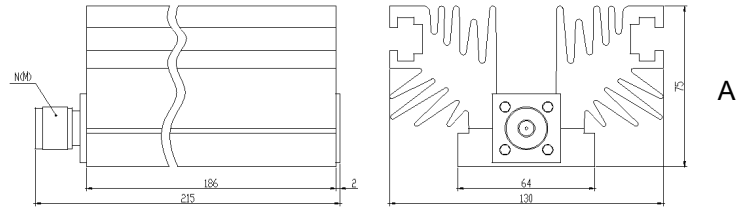
N serial coaxial fixed termination's average power 50W-500W, frequency range DC-18GHz and feature wide frequency band, low VSWR, excellent capacity in anti-pulse and anti-burnout.



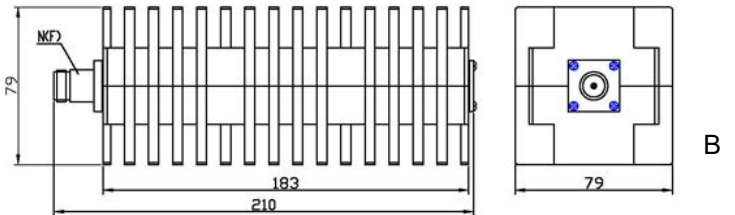
A



B



A



B

MECHANICAL SPECIFICATIONS	
Connectors	Brass Nickel Plated
Male Pin	Brass Gold Plated
Housing	Aluminum,Black Anodize
Temp Range	-55° C ~ +125° C
Dimensions	A:215×130×75mm; B:210×79×79mm
Weight	A:1.8Kg;B:2.2Kg

RoHS Compliant: Yes

ELECTRICAL SPECIFICATIONS

Model Number	Frequency Range (GHz)	Max VSWR
ST271B-50-250W-03W	DC-3	1.15
ST271B-50-250W-06W	DC-6	1.20
ST271B-50-250W-08W	DC-8	1.25
ST271B-50-250W-10W	DC-10	1.35

NOMINAL IMPEDANCE: 50Ω

AVERAGE POWER: 250W average to 25°C ambient temperature, derated linearly to 25W @ 125°C

PEAK POWER: 5KW (5μs pulse width with 5% duty cycle)

CONNECTOR TYPE: N(M)

Notes:

1. Dimensions Tolerance ±5%
2. Custom designs available